

# GD103PFF

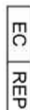
## Pediatric Fast Four Connector Plate




419 N. Curtis Rd., Boise, Id 83706

(208) 429-0026

[www.coyotedesign.com](http://www.coyotedesign.com)



Advena Ltd  
Pure Offices, Plato Close  
Tachbrook Park  
Warwick, CV34 6WE, UK



- A. Pediatric Fast Four Connector
- B. 8 hole plate
- C. Foam Circles
- D. Silicone caps
- E. 5 x 18mm screws
- F. 5 x 20mm screws

Torque connector screws to 144in lbs. During attachment of components, make sure screws go entire length of the connector plate. Use Locktite® 242 on connector screws after all adjustments have been made.

1. Fit connector over pin chamber on the bottom of the lock
2. If thermoforming attach foam circles to connector posts and thermoform as usual
3. If laminating lay up as usual keeping connector posts exposed. Attach 8 hole plate using 5 x 20 screws. Cover screw heads with silicone caps. Laminate as usual

To Fabricate with Pediatric Fast Four Connector:

- CD103PFF can be used with either the Grommet™ Lock or Small Air-Lock™.
- Weight Limit is 99 lbs.

# GD103PFF

## Pediatric Fast Four Connector Plate





419 N. Curtis Rd., Boise, Id 83706

(208) 429-0026

[www.coyotedesign.com](http://www.coyotedesign.com)

Advena Ltd  
Pure Offices, Plato Close  
Tachbrook Park  
Warwick, CV34 6WE, UK



- A. Pediatric Fast Four Connector
- B. 8 hole plate
- C. Foam Circles
- D. Silicone caps
- E. 5 x 18mm screws
- F. 5 x 20mm screws

- CD103PFF can be used with either the Grommet™ Lock or Small Air-Lock™.
- Weight Limit is 99 lbs.

To Fabricate with Pediatric Fast Four Connector:

1. Fit connector over pin chamber on the bottom of the lock
2. If thermoforming attach foam circles to connector posts and thermoform as usual
3. If laminating lay up as usual keeping connector posts exposed. Attach 8 hole plate using 5 x 20 screws. Cover screw heads with silicone caps. Laminate as usual

Torque connector screws to 144in lbs. During attachment of components, make sure screws go entire length of the connector plate. Use Locktite® 242 on connector screws after all adjustments have been made.