


Parts Included



Small Mix Tip (1)



Coyote Adhesive 50cc

**Coyote[®]
Design**

CD4150

50cc Coyote Quick Adhesive



Manufactured by

**Coyote[®]
Design**

419 N. Curtis Rd., Boise, Idaho 83706
(208) 429-0026 | www.coyotedesign.com

Made in U.S.A.

External Prosthetic Components



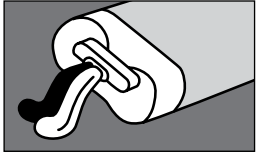
CD4150.rev.C.072915



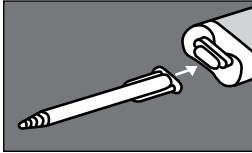
EC REP

Advena Ltd
Pure Offices Plato Close
Tachbrook Park
Warwick, CV34 6WE, UK

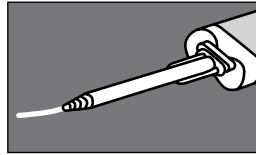
Installing Lock on Mold



- 1** Purge the cartridge
Snip off the tip. Insert cartridge into dispenser gun. Expel a small amount of adhesive to purge the cartridge.



- 2** Install mix tip
Line up mix tip appropriately and twist into place.




- 3** Run a test bead approx. 1" in length. Store unused portion by leaving the mix tip on when done.

CAUTION

1. Read carefully BEFORE applying adhesive to ensure proper adhesion.
2. Quick Adhesive sets extremely fast. To ensure a proper bond, work very quickly. Refrigerate the cartridge to slow down work time.

Parts Sold Separately

CDDMA51 Dispenser is required for use (sold separately)



Contact coyote for a MSDS for this product.
(208) 429-0026 or mailbox@coyotedesign.com